


feather&black

Ida Accent Chair- Assembly Instructions

Product size: 795mm H x 675mm W x 650mm D



If you require any advice during assembly, please call our customer service team on 01243 380600

Please retain these assembly instructions for future use

Ida Accent Chair

Before you start

Thank you for purchasing this Loire console table.

Please read these instructions fully prior to assembly to familiarise yourself with the various stages of construction. Carefully open all packs supplied and check the contents against the parts and fittings check list.

Do not destroy any of the packaging until you are certain that you have all the necessary parts for the assembly.

This item is heavy once assembled. Please try to assemble the item as close as possible to the point of use. Take care when moving the item to avoid personal injury or damage to the product and always lift rather than drag.

There are small components used in the construction of this furniture as well as plastic packaging, these should be kept away from young children whilst assembling.

Product Safety

All assembly fastenings should always be tightened properly, and care should be taken to ensure that no fittings are loose.

Periodically check and ensure that all components are in their proper position, free from damage, and that all connectors are tight.

Please note depending on the lighting, positioning and surroundings of your room, the shade of the colour can sometimes appear slightly different. Over a period of time the colour might lighten or fade slightly due to light exposure.

Product Care

To clean, slightly moisten cloth with water and wipe surfaces. A damp cloth holds dust and prevents damage. Repeat with a dry, soft, lint-free cloth. Do not use abrasives or cleaning products which may contain ammonia or solvents.

Number of people required to assemble

Two people to assemble the product and two people to lift in to position.



Time to assemble



(8mins)

Necessary tools

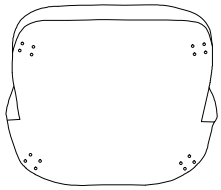


Missing parts or faulty products

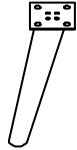
If you are missing any fixtures or fittings during assembly, or a part is unfortunately faulty please call our customer service team on 01243 380600

Ida Accent Chair

Components supplied (not actual size)



Ref: C
Quantity:1



Ref: A1
Quantity:1



Ref: A2
Quantity:1



Ref: B1
Quantity:1



Ref: B2
Quantity:1

Fixtures and fittings supplied (not actual size)



Ref:E
Quantity:1

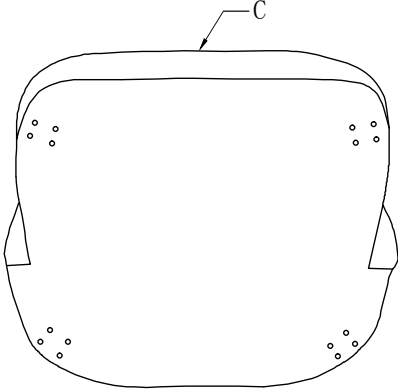
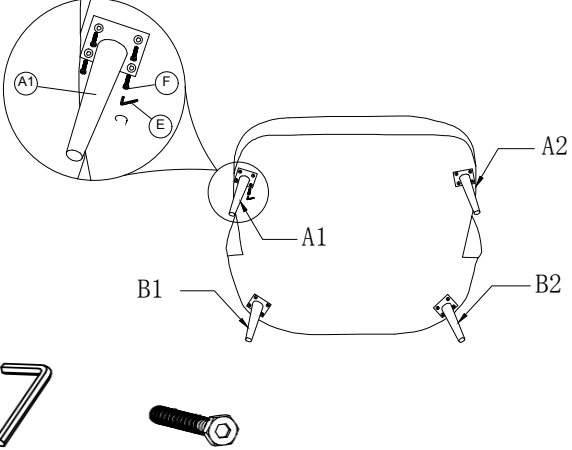


Ref: F
Dimension(1 /4" 20mm)
Quantity:16



feather&black

Ida Accent Chair

<p>1.</p> 	<p>2.</p>  <p>Ref: E Quantity: 1</p> <p>Ref: F Dimension (1/4" 20mm) Quantity: 16</p>
<p>3.</p> 